




SPRINKLES

number 3

Southwest Florida Water Management District



Ripply is our character used to guide students through the *Sprinkles* newsletter. Ask students to tell why they think it is important to learn about weather. Ask them to recall what the weather was like yesterday or last week. Then read the introduction together.
Sunshine State Standards (K-2): LA.A.1.1, LA.A.2.1

Welcome to Sprinkles. As part of the Splash! Water Resources Education program, the Southwest Florida Water Management District offers this water resources newsletter for elementary students in the primary grades. The newsletter is correlated to grades K-2 of the Sunshine State Standards and provides an interesting way for students to increase their awareness and respect for water resources and our environment. This issue of Sprinkles introduces students to general topics about weather. It includes concepts about weather using a rebus, weather instruments, clouds, activities and a game. All the information and activities are designed to teach students about weather. Let Sprinkles make a splash in your classroom today!

Many other free materials are available from the Southwest Florida Water Management District. We also offer water resources workshops for teachers. Please contact us if you have any questions or suggestions about our water resources education programs. Be sure to visit our Web site at WaterMatters.org.


Sincerely,



Rebecca Bray
In-School Education Coordinator
Southwest Florida Water Management District
1-800-423-1476, ext. 4774
rebecca.bray@swfwmd.state.fl.us



Teacher's Guide





Southwest Florida Water Management District
WaterMatters.org • 1-800-423-1476



Water Wows!

It's fun to learn facts about weather. After reading the statement about rainfall, ask one student to stand next to a wall. Use a yardstick to show the height of four feet on the wall and compare it to the student's height. Select other students for additional comparisons.

Sunshine State Standards (K-2): MA.B.2.1, MA.B.3.1; SC.D.1.1



Weather Rebus

Explain that a rebus is a story that uses pictures in place of some of the words. Explain to students that we can experience a variety of weather patterns in Florida. Discuss a few of these weather patterns. Then read the story together.


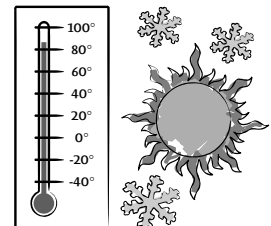
Sunshine State Standards (K-2): LA.A.1.1, LA.A.1.2; SC.D.1.1



Weather Tools

Weather scientists use a variety of instruments to help them record and predict changes in the weather. Help students learn about a few commonly used instruments. Then guide students through the activity that follows.


Sunshine State Standards (K-2): SC.D.1.1, SC.H.1.1, SC.H.3.1




The Weather Walk

To prepare students for the Weather Walk game, ask students to give examples of different weather conditions. Emphasize that some weather conditions can threaten our safety. Lightning, tornadoes and hurricanes are examples of threatening weather. Then have students read the directions and play the game.

Sunshine State Standards (K-2): LA.A.1.1, LA.A.2.1; MA.A.1.1; SC.D.1.1




Calling All Clouds



Ask students what words come to mind when they think about clouds. Then have students complete the activity, which has them visualize and then describe their clouds. For additional information, check out books on clouds at your local library.

Sunshine State Standards (K-2): LA.A.1.1, LA.A.2.1; SC.D.1.1; VA.A.1.1



Water Watcher Activity



Ask students to describe what they think happens to puddles after a rainfall. Use the concept of evaporation to explain how water in the puddles goes back into the air. This experiment gives students the opportunity to gain a better understanding of the concept of evaporation. Students can work in pairs or teams for this interactive activity.


Sunshine State Standards (K-2): LA.A.1.1, LA.A.2.1; MA.A.1.1, MA.A.4.1; SC.D.1.1



Weather Words

Ask students to look at the letters below each picture. Have them unscramble the letters to form weather words. Answers: clouds, sunny, rain, puddle


Sunshine State Standards (K-2): LA.A.1.1, LA.A.2.1; SC.D.1.1



Weather Wish

Ask students to describe what weather they would like for a particular day or event. Have them write their weather wish on the lines provided and draw a picture to go with their wish.

Sunshine State Standards (K-2): LA.A.1.1, LA.A.2.1; SC.D.1.1; VA.A.1.1





Sprinkles Quiz

Make copies of the quiz on the back page of the guide and distribute them to your students. Read the questions aloud and have students draw a circle around the word "Yes" or "No" under Ripply's picture. Discuss the responses. Answers: 1-No, 2-Yes, 3-Yes, 4-No, 5-No



Sunshine State Standards (K-2): LA.C.1.1; SC.B.1.1, SC.D.1.1, SC.D.2.1, SC.F.1.1, SC.G.1.1, SC.G.2.1; SS.D.1.1

Sprinkles Quiz



Directions: Listen to each question.
Then circle Yes or No under Ripply.





1. Are all clouds the same shape and size?





2. Can a rain gauge tell us how much it rained?



3. Do clouds have water droplets inside them?



4. Does a thermometer tell us how much it rained?



5. Do water droplets fall from the sun?

Many other free materials are available from the Southwest Florida Water Management District. We also offer water resources workshops for teachers. Please contact us at 1-800-423-1476, ext. 4757, if you have any questions or suggestions about our water resources education program. Visit our Web site at WaterMatters.org

Southwest Florida
Water Management District

WaterMatters.org • 1-800-423-1476



The District does not discriminate upon the basis of any individual's disability status. Anyone requiring reasonable accommodation under the ADA should contact the Communications Department at (352) 796-7211 or 1-800-423-1476 (Florida only), extension 4757; TDD only 1-800-231-6103 (Florida only).

Text by: Susan Awbrey
Graphic layout and design by: Allen Yarbrough