




SPRINKLES

number 4

Southwest Florida Water Management District



Welcome to Sprinkles. As part of the Splash! Water Resources Education program, the Southwest Florida Water Management District (District) offers this water resources newsletter for elementary students in the primary grades. The newsletter is correlated to grades K-2 of the Sunshine State Standards and provides an interesting way for students to increase their awareness and respect for water resources and our environment.


This issue of Sprinkles introduces students to general topics about water conservation. It includes concepts about water conservation using a rebus, examples of water-saving and water-wasting habits, ways to use less water indoors and outdoors, a Ripply bookmark and a game. All the information and activities are designed to teach students about water conservation. Let Sprinkles make a splash in your classroom today!

Many other free materials are available from the District. We also offer water resources workshops for teachers. Please contact us if you have any questions or suggestions about our water resources education programs. Be sure to visit our Web site at WaterMatters.org.

Sincerely,

Rebecca Bray

Rebecca Bray
In-School Education Coordinator
Southwest Florida Water Management District
1-800-423-1476, ext. 4774



Teacher's Guide

Ripply is our character used to guide students through the Sprinkles newsletter. Ask students to tell why they think it is important to use less water. Emphasize that there are many ways we can save water. You may also want to introduce the term water conservation. Read the introduction together.

Sunshine State Standards (K-2):
L.A.A.1.1, L.A.A.2.1; S.C.D.2.1



Southwest Florida Water Management District
WaterMatters.org • 1-800-423-1476



Water Wows!

It's fun to learn facts about how we use our water resources. After reading the statement about water usage, ask your students if they think they use as much water outdoors as indoors. Then ask them to list ways of using less water outdoors.


Sunshine State Standards (K-2): SC.G.2.1



A Saving Water Rebus

Explain that a rebus is a story that uses pictures in place of some of the words. Discuss with your students how more and more people move to Florida every year. As our population increases, so does the demand for more water. Read the story together and discuss effective ways of practicing water conservation.


Sunshine State Standards (K-2): LA.A.1.1, LA.A.1.2; SC.D.2.1, SC.G.2.1



Ripply's Moods

Read the introduction together. Discuss how a person's mood can be affected by different situations. Then guide students through the descriptions that follow and help them add to the list.


Sunshine State Standards (K-2): LA.A.1.1, LA.B.1.1; SC.G.2.1; SS.D.1.1



Toss a Coin for Water

To prepare students for the game, ask them to share something about water. Some examples might include: "We all need water for life," or "We use water in our homes." Then have students read the directions and play the game.

Sunshine State Standards (K-2): LA.A.1.1, LA.A.2.1; MA.A.1.1, MA.A.3.1; SC.D.2.1



Saving Water Indoors and Outdoors

Ask students to describe ways of saving water inside their homes. Then have them list ways to save water outdoors. Read through the list of activities and decide where water is being saved. Then have them make up additional activities and identify where water is being saved.


Sunshine State Standards (K-2): LA.A.1.1, LA.A.2.1, LA.B.1.1; SC.G.2.1; SS.D.1.1



Water Watcher Activity

Emphasize the importance of protecting our water resources. Help the class create a list of messages about water. Draw a large water drop on the board and write messages inside it. A bulletin board could also be made with a large water drop and the students could write their ideas on smaller water drops to be placed on the large water drop. Then have each student make a Ripply bookmark and select a favorite message to write on it. Ask your students to read their messages aloud and encourage them to use their bookmarks with books about water.

Sunshine State Standards (K-2): LA.A.1.1, LA.A.2.1, LA.B.1.1; VA.A.1.A; SC.G.2.1



Water Maze


Ask students to describe the shape of the maze. The maze is designed in the shape of a water drop. Have students trace the correct path in the maze that leads them to Ripply. Then have students share what they learned in this issue of *Sprinkles* and complete the two statements.

Sunshine State Standards (K-2): LA.A.1.1, LA.A.2.1, LA.B.1.1; SC.G.2.1

Sprinkles Quiz


Make copies of the quiz on the back page of this guide and distribute them to your students. Read the questions aloud and have students draw a circle around the word "Yes" or "No" under Ripply's picture. Discuss the responses. Answers: 1-Yes, 2-Yes, 3-No, 4-No, 5-Yes

Sunshine State Standards (K-2): LA.C.1.1; SC.D.2.1, SC.G.2.1; SS.D.1.1



Sprinkles Quiz

Directions: Listen to each question. Then circle Yes or No under Ripply.



1. Does turning the water off while you are brushing your teeth save water?



2. Can taking shorter showers save water?



3. Should you use a hose instead of a broom to clean the sidewalks and driveway?



4. Is it good to be a water waster?



5. Are there many ways to save water?

Many other free materials are available from the Southwest Florida Water Management District. We also offer water resources workshops for teachers. Please contact us at 1-800-423-1476, ext. 4757, if you have any questions or suggestions about our water resources education program. Visit our Web site at WaterMatters.org

**Southwest Florida
Water Management District**

WaterMatters.org • 1-800-423-1476



The District does not discriminate upon the basis of any individual's disability status. Anyone requiring reasonable accommodation under the ADA should contact the Communications Department at (352) 796-7211 or 1-800-423-1476 (Florida only), ext. 4757; TDD only 1-800-231-6103 (Florida only).